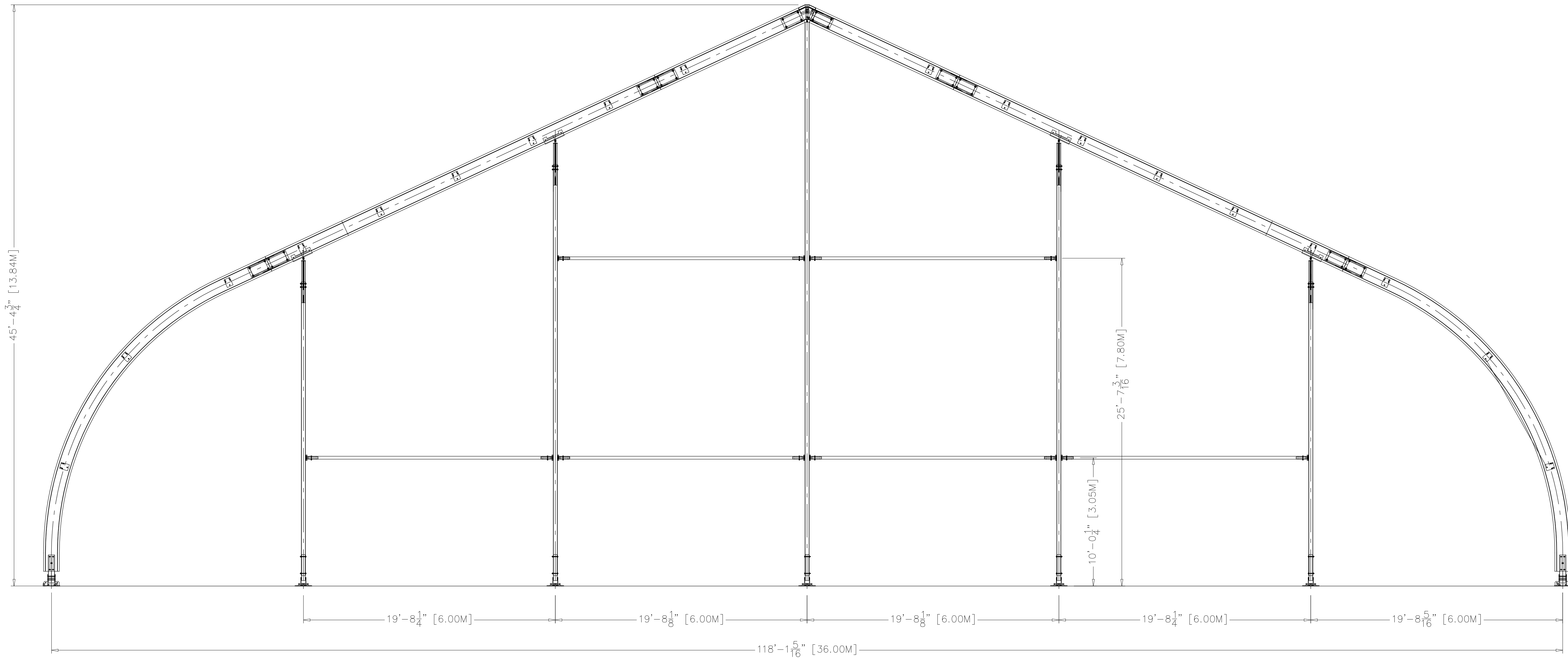


REVISIONS			APPROVED	DATE
ZONE	SYM	DESCRIPTION	DC	19MAR2010
--	0	ORIGINAL RELEASE		



NO.	QTY.	PART DESCRIPTION	PART NO.
UNLESS OTHERWISE SPECIFIED ALL DIMENSIONS ARE IMPERIAL			
UNLESS OTHERWISE SPECIFIED TOLERANCES ARE:			
METRIC	X = ±	.X = ±	IMPERIAL
	ANG = ±		.XX = ±
			FRAC = ±

Initial here to show approval of the drawing. Any reline corrections will be considered alterations and require discussion prior to re-submission. Any changes after approval may require a change order.

This drawing is the property of Signature Structures and needs to be treated as confidential. The drawing and the engineering information contained may not be reproduced in whole or in part, and may not be used in manufacturing or for design work, without the written approval from Signature Structures. Retention of this document shall constitute acceptance of these terms. If you were given this drawing or a copy without Signature Structure's consent, please delete this drawing or contact Signature Structures.

TITLE: TFS/R 36M GABLE VIEW

CUSTOMER:

SIZE: D SCALE: N.T.S. JOB #: DRAWN: SH APPROVAL: DC

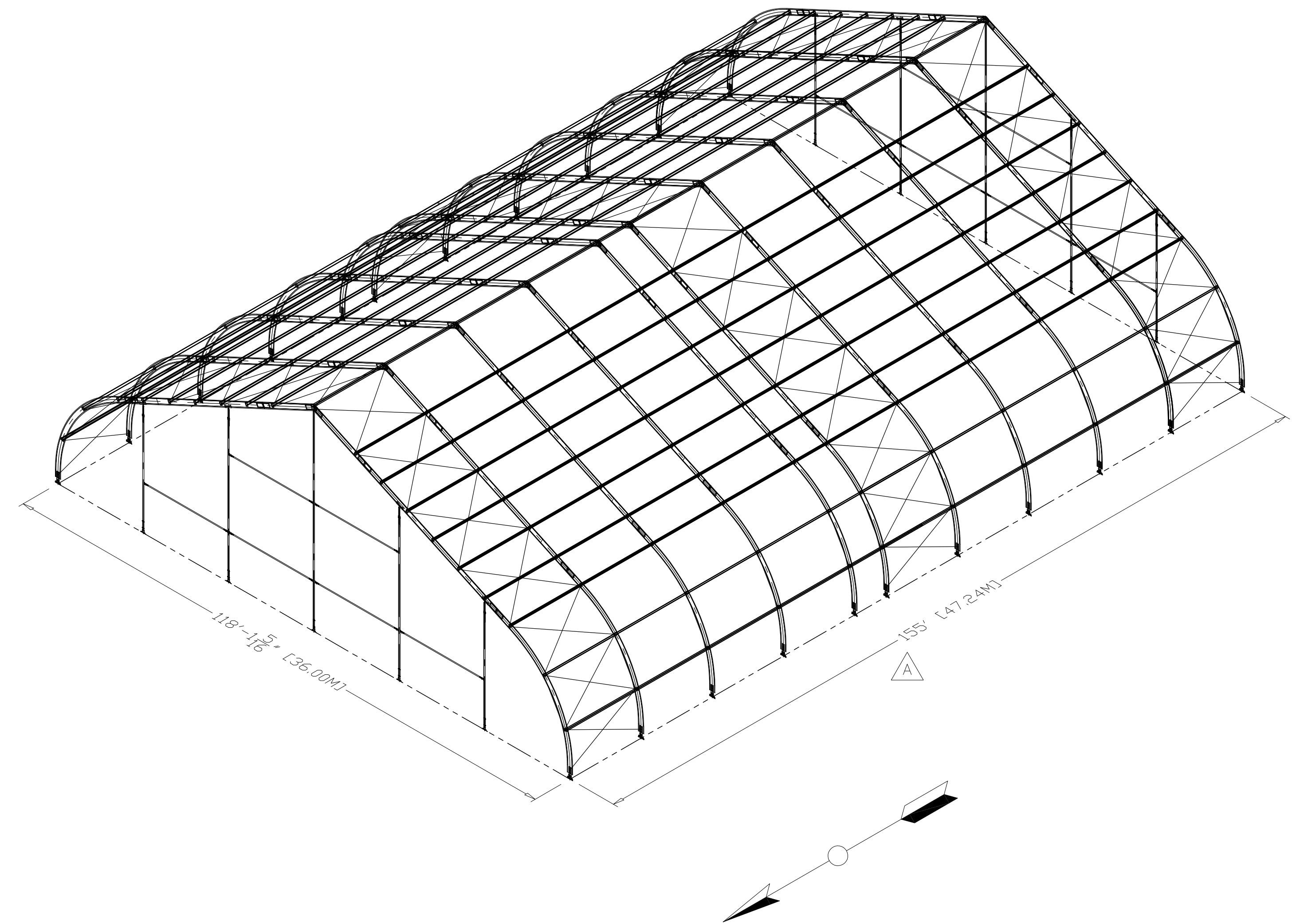
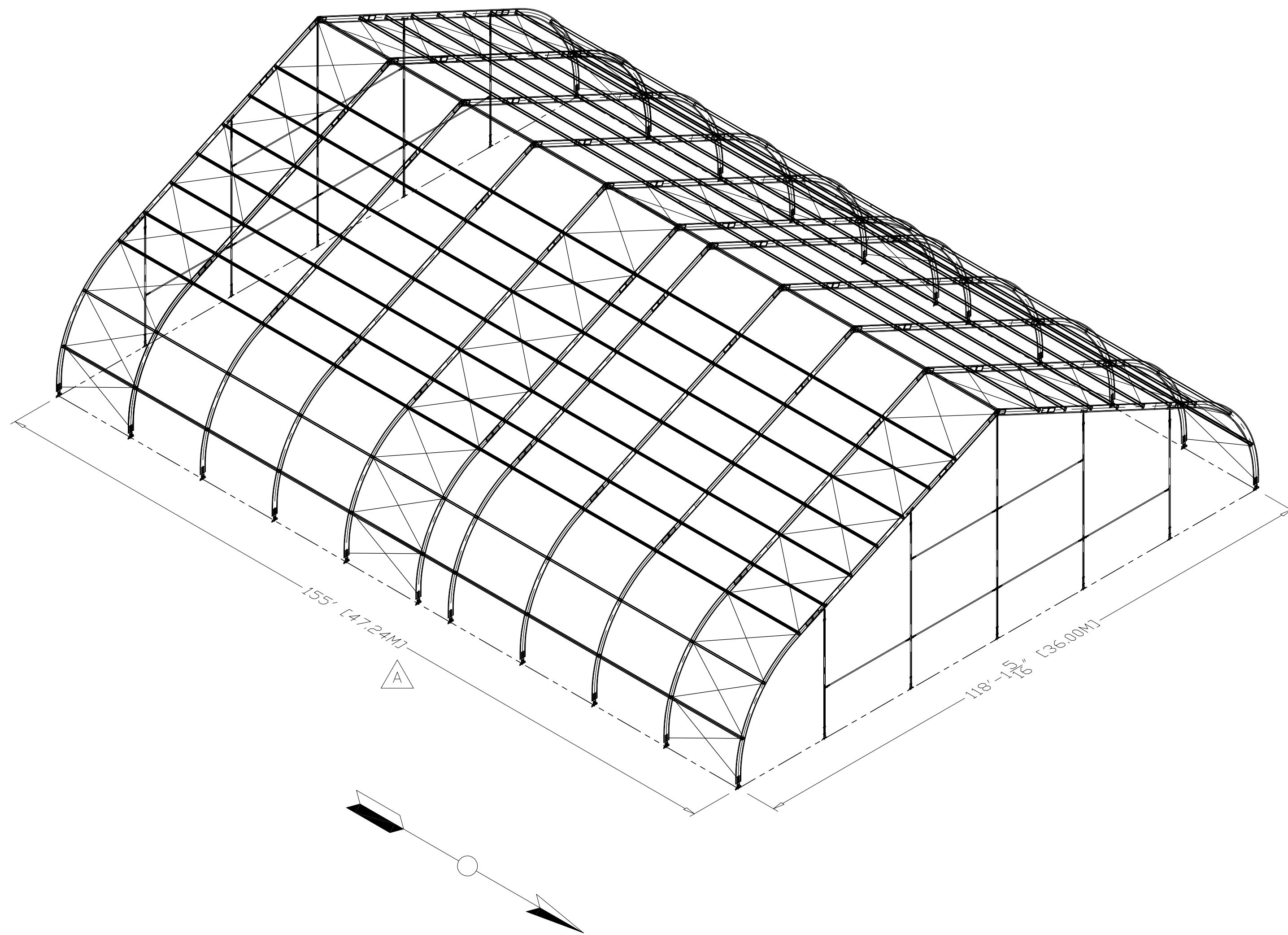
WHERE USED / CODE: REV: 0 DWG. NO.: S05-0009

SHEET: 1 OF 1

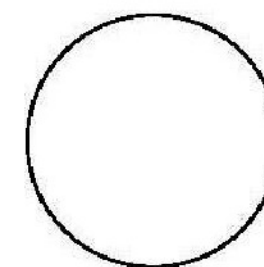
Signature STRUCTURES LLC

312 E. BROAD ST
BETHLEHEM, PA 18018

ZONE		SYM	DESCRIPTION	APPROVED	DATE
--	0		ORIGINAL RELEASE	DC	19MAR2010
--	A		OVERALL LENGTH REVISED, WAS 50M IS 47.24M	DC	24MAR2010



NO.	QTY.	PART DESCRIPTION	PART NO.
UNLESS OTHERWISE SPECIFIED ALL DIMENSIONS ARE IMPERIAL			
UNLESS OTHERWISE SPECIFIED TOLERANCES ARE:			
METRIC	X = ±	.X = ±	IMPERIAL
	ANG = ±		.XX = ±
			FRAC = ±



Initial here to show approval of the drawing. Any recline corrections will be considered alterations and require discussion prior to re-submission. Any changes after approval may require a change order.

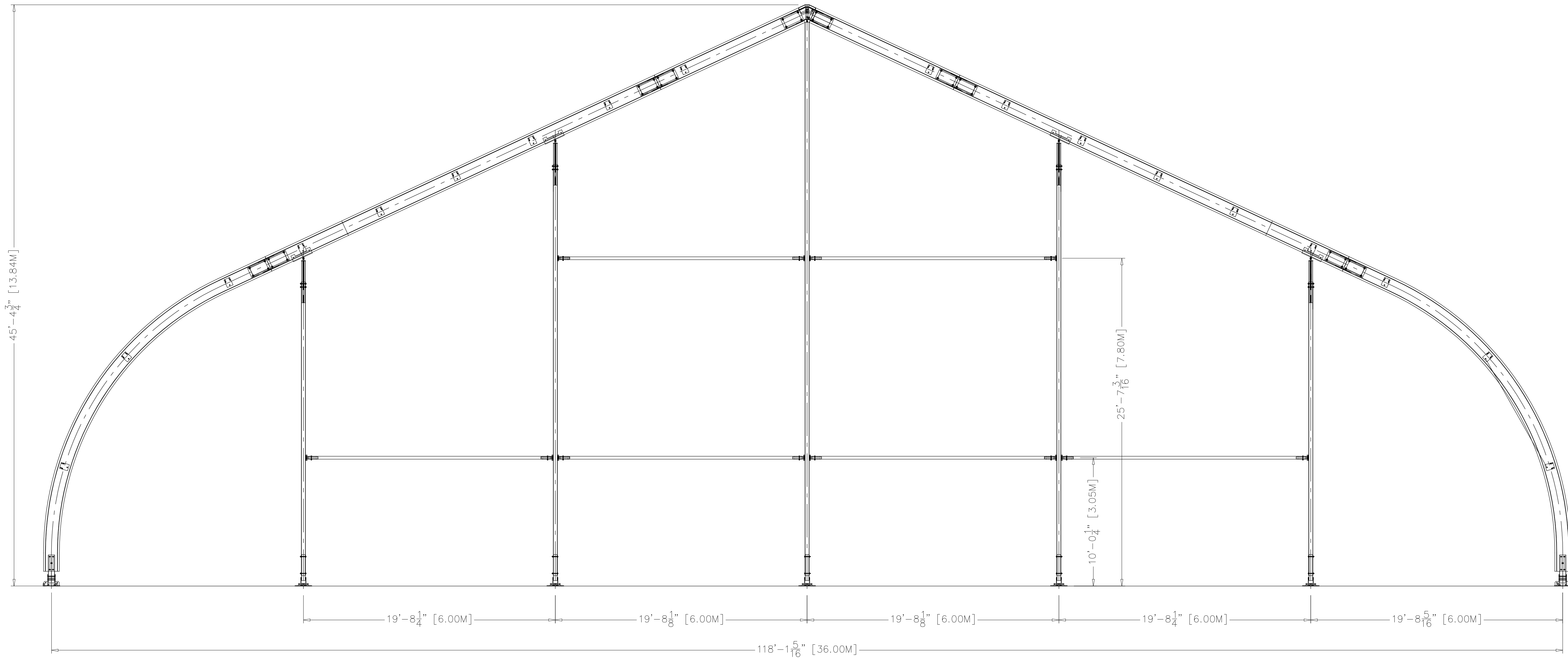
This drawing is the property of Signature Structures and needs to be treated as confidential. The drawing and the engineering information contained may not be reproduced in whole or in part, and may not be used in manufacturing or for design work, without the written approval from Signature Structures. Retention of this document shall constitute acceptance of these terms. If you were given this drawing or a copy without Signature Structure's consent, please delete this drawing or contact Signature Structures.

TITLE: TFS/R 36M x 47M ISO VIEW			
CUSTOMER:			
SIZE: D	SCALE: N.T.S.	JOB #:	APPROVAL: DC
WHERE USED / CODE:	REV: A	DWG. NO.:	
SHEET: 1 OF 1		S05-0011	




312 E. BROAD ST
BETHLEHEM, PA 18018

REVISIONS			APPROVED	DATE
ZONE	SYM	DESCRIPTION	DC	19MAR2010
--	0	ORIGINAL RELEASE		



NO.	QTY.	PART DESCRIPTION	PART NO.
UNLESS OTHERWISE SPECIFIED ALL DIMENSIONS ARE IMPERIAL			
UNLESS OTHERWISE SPECIFIED TOLERANCES ARE:			
METRIC	X = ±	.X = ±	IMPERIAL
	ANG = ±		.XX = ±
			FRAC = ±



Initial here to show approval of the drawing. Any reline corrections will be considered alterations and require discussion prior to re-submission. Any changes after approval may require a change order.


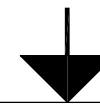
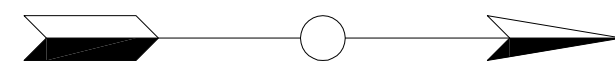
This drawing is the property of Signature Structures and needs to be treated as confidential. The drawing and the engineering information contained may not be reproduced in whole or in part, and may not be used in manufacturing or for design work, without the written approval from Signature Structures. Retention of this document shall constitute acceptance of these terms. If you were given this drawing or a copy without Signature Structure's consent, please delete this drawing or contact Signature Structures.

TITLE: TFS/R 36M GABLE VIEW			
CUSTOMER:			
SIZE: D	SCALE: N.T.S.	JOB #:	APPROVAL: DC
WHERE USED / CODE:	REV: 0	DWG. NO.: S05-0009	
SHEET: 1 OF 1			

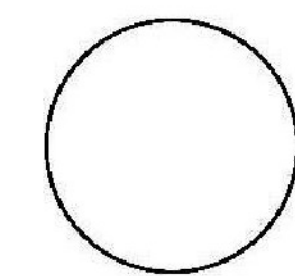
Signature STRUCTURES LLC

312 E. BROAD ST
BETHLEHEM, PA 18018

ZONE		SYM	DESCRIPTION	APPROVED	DATE
--	0		ORIGINAL RELEASE	DC	19MAR2010
--	A		LENGTH REVISED. WAS 50M IS 47.24M	DC	24MAR2010



NO.	QTY.	PART DESCRIPTION	PART NO.
UNLESS OTHERWISE SPECIFIED ALL DIMENSIONS ARE IMPERIAL			
UNLESS OTHERWISE SPECIFIED TOLERANCES ARE:			
METRIC	X = ±	.X = ±	IMPERIAL
	ANG = ±		.XX = ±
			FRAC = ±



Initial here to show approval of the drawing. Any reline corrections will be considered alterations and require discussion prior to re-submission. Any changes after approval may require a change order.

This drawing is the property of Signature Structures and needs to be treated as confidential. The drawing and the engineering information contained may not be reproduced in whole or in part, and may not be used in manufacturing or for design work, without the written approval from Signature Structures. Retention of this document shall constitute acceptance of these terms. If you were given this drawing or a copy without Signature Structure's consent, please delete this drawing or contact Signature Structures.

TITLE: TFS/R 36M x 50M PLAN VIEW			
CUSTOMER:			
SIZE: D	SCALE: N.T.S.	JOB #:	APPROVAL: DC
WHERE USED / CODE:	REV: A	DWG. NO.:	S05-0010
SHEET: 1 OF 1			



312 E. BROAD ST
BETHLEHEM, PA 18018